

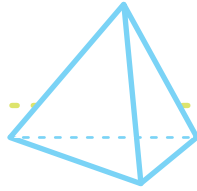
3D MUFFIN SHAPES

Put on those hard hats and let's get to building! In this activity, you'll learn about geometric shapes and architecture as you build with muffins and toothpicks.

ACTIVITY DIRECTIONS

SUPPLIES

TETRAHEDRON



1. Build a triangle base.
2. Add a top muffin and adjoin with toothpicks.

- 6 toothpicks or popsicle sticks
- 4 Little Bites® Banana Muffins

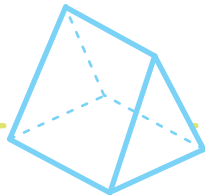
PYRAMID



1. Build a square base.
2. Add a top muffin and adjoin with toothpicks.

- 8 toothpicks or popsicle sticks
- 5 Little Bites® Banana Muffins

TRIANGULAR PRISM



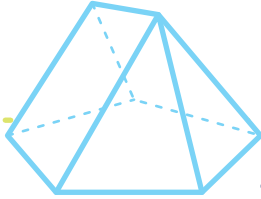
1. Build a square base.
2. Use toothpicks to build triangles on two opposing sides of the square.
3. Join these triangles at the top using the remaining two muffins.

- 9 toothpicks or popsicle sticks
- 6 Little Bites® Banana Muffins

CONTINUE ON NEXT PAGE →

3D MUFFIN SHAPES

PENTAGONAL PRISM



1. Build a pentagonal base.
2. With two base muffins, use toothpicks to build a triangle.
3. With the remaining three base muffins, insert toothpicks and adjoin on top with the last muffin.
4. Join the two top muffins with a toothpick.

- 11 toothpicks or popsicle sticks
- 7 Little Bites® Banana Muffins

Thanks for getting these
muffins into shape.
Here's your badge:

